

FOR RELEASE JUNE 2, 2015

Faith in European Project Reviving

*But Most Say Rise of Eurosceptic
Parties Is a Good Thing*

BY *Bruce Stokes*

**FOR FURTHER INFORMATION
ON THIS REPORT:**

Bruce Stokes, Director, Global Economic Attitudes

Russ Oates, Senior Communications Manager

202.419.4372

www.pewresearch.org

About This Report

This report examines public opinion in six European Union countries: France, Germany, Italy, Poland, Spain and the United Kingdom. It is based on 6,028 face-to-face and telephone interviews in these EU nations with adults 18 and older conducted from April 7 to May 13, 2015. For more details, see methodology and topline results.

Chapter 1 explores economic attitudes, including views on the current and future economy, and expectations for children's financial future. Chapter 2 examines how people view the European Union, including thoughts on economic integration and the euro. Chapter 3 analyzes attitudes towards minorities, such as Jews, Muslims and Roma. Chapter 4 looks at the rise of nontraditional parties.

This report is a collaborative effort based on the input and analysis of the following individuals:

Bruce Stokes, *Director, Global Economic Attitudes*

James Bell, *Vice President, Global Strategy*

Danielle Cuddington, *Research Assistant*

Kat Devlin, *Research Analyst*

David Kent, *Copy Editor*

Jacob Poushter, *Research Associate*

Katie Simmons, *Associate Director, Research*

Richard Wike, *Director, Global Attitudes Research*

Hani Zainulbhai, *Research Analyst*

Jill Carle, *Research Associate*

Claudia Deane, *Vice President, Research*

Michael Keegan, *Information Graphics Designer*

Bridget Parker, *Research Assistant*

Steve Schwarzer, *Research Methodologist*

Bethany Smith, *Administrative Coordinator*

Ben Wormald, *Associate Digital Producer*

Find related reports online at pewresearch.org/global.

About Pew Research Center

Pew Research Center is a nonpartisan fact tank that informs the public about the issues, attitudes and trends shaping America and the world. It does not take policy positions. It conducts public opinion polling, demographic research, media content analysis and other empirical social science research. The center studies U.S. politics and policy views; media and journalism; internet and technology; religion and public life; Hispanic trends; global attitudes and U.S. social and demographic trends. Pew Research Center is a subsidiary of The Pew Charitable Trusts, its primary funder. All of the center's reports are available at www.pewresearch.org.

© Pew Research Center 2015

Table of Contents

Overview: Faith in European Project Reviving	3
Chapter 1. A Rising Economy Boosts Public Sentiment	12
Chapter 2. Support for the European Project Rebounding	16
Chapter 3. Anti-Minority Sentiment Not Rising	21
Chapter 4. The Rise of Nontraditional, Eurosceptic Parties	24
Methodology	27
Topline Results	28

Faith in European Project Reviving

But Most Say Rise of Eurosceptic Parties Is a Good Thing

To paraphrase the American author and humorist Mark Twain, recent reports of the death of the European Union were greatly exaggerated.

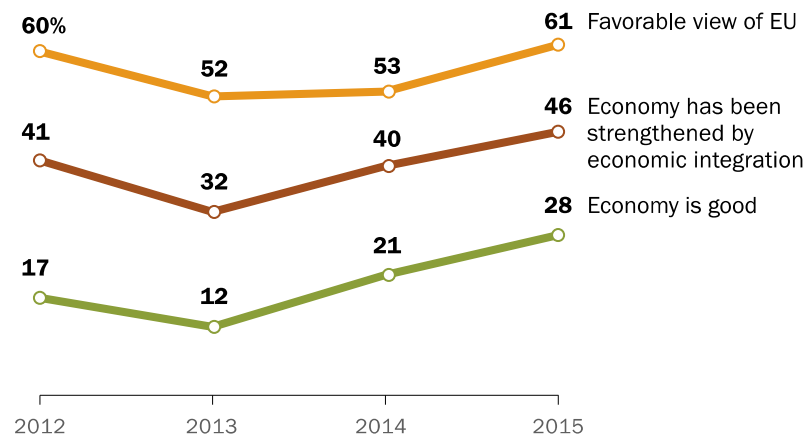
In the wake of the euro currency crisis, public support for the EU and the belief that European economic integration was good for one's country had declined precipitously across Europe, reaching a low point in 2013. But in 2015, favorable views of the EU and faith in the efficacy of creating a single market are generally rebounding in major EU member states, according to a new survey by the Pew Research Center. And this revival in pro-EU sentiment is closely related to the public's economic mood.

To be clear, most European publics surveyed still think economic conditions in their countries are lousy. And in many nations they are. But the economic downturn appears to have bottomed out in most places, and there are signs of recovery, particularly in Spain and the United Kingdom. Public assessment of the current economic situation has correspondingly improved across Europe in the past two years, even while publics remain fairly pessimistic about the future. And those who now think economic conditions are good are much more likely to favor the EU and European economic integration than those who see their economy as doing poorly. At the same time, in some nations there are quite significant differences between the higher level of trust in the EU as an institution and the lower public confidence in the European project.

And even as the mood in Europe brightens, the euro crisis has left a challenging political legacy: the rise of Eurosceptic political parties on both the left and the right. When asked about leading

Opinion of Economy, EU on the Rise

Median among six EU member states



Note: Median of France, Germany, Spain, Italy, Poland and the United Kingdom.

Source: Spring 2015 Global Attitudes survey, Q3, Q12e & Q22.

PEW RESEARCH CENTER

nontraditional political parties, half or more of the publics in four of the six EU nations surveyed believe that these parties are good for their country because they raise important issues that are ignored by traditional parties. This is especially true in France, where among those who say the Eurosceptic party National Front is a good thing, people have a more negative view of the EU and think the European project has weakened France.

Notably, the view that the rise of Eurosceptic parties is a good thing is not consistent across demographic groups in Europe. Backers are predominantly male, but they are younger people in Poland and Italy and older people in the UK. Their support is strongest among people on the right in France, Germany and the UK, but their adherents are people on the left in Spain and Italy.

These are some of the findings from a new Pew Research Center survey of 6,028 people in six EU member countries – France, Germany, Italy, Poland, Spain and the UK – that make up 70% of the EU population and 74% of its gross domestic product. The poll was conducted from April 7-May 13, 2015.

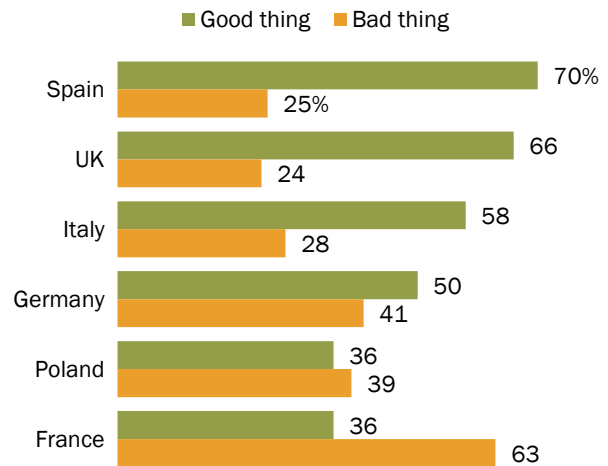
Economic Sentiment: Slight Improvement

A median of just 28% in the six nations surveyed believe that economic conditions in their country are good. While this is not very positive, it is up 16 percentage points from the median in 2013 in the same nations. Moreover, it is the most favorable public view of these economies since 2007.

The Germans (75%) feel the best about their economy, but their mood has worsened 10 percentage points from last year. About half (52%) of the British are also upbeat about economic conditions, and this proportion is up 37 points from 2013. The Italians (12%) and the French (14%) are the gloomiest about their economy.

Most View Eurosceptic Parties as Good Thing for the Country

The rise of nation-specific nontraditional parties is a ...



Note: Asked about UK Independence Party in UK, National Front in France, Alternative for Germany in Germany, Five Star Movement in Italy, Podemos in Spain and Congress of the New Right in Poland.

Source: Spring 2015 Global Attitudes survey. Q77.

PEW RESEARCH CENTER

The slight overall leavening of the public mood about current economic conditions has not translated into significant optimism about their economic future. A median of just 24% of Europeans believe their economy will improve over the next 12 months. And this is largely unchanged over the past four years.

The Spanish (42%) and the British (38%) are the most optimistic that their country's economic situation will improve. Positive Spanish sentiment is up 19 points since 2013, while the British mood has improved 16 points over the same time period. The Poles (16%) are the least upbeat about their economy's prospects over the next 12 months.

None of the publics in the survey have much hope for the finances of the next generation. A median of only 28% believe that today's children will be better off financially than their parents. The most hopeful are the Poles (34%) and Germans (34%), the least optimistic the French (14%) and the Italians (15%). More than half in all nations voice the view that those who follow them will be worse off financially.

European publics are more upbeat about the European Union. A median of 61% say they have a favorable opinion of the Brussels-based institution. This is up 9 points among the same six countries in 2013. Poles (72%) have the most positive view of the EU, as they have had for each of the past several years. The British (51%) have the lowest regard for the EU, but even that is up from its low point in 2013.

A median of 46% express the view that European economic integration has strengthened their economy. This is up from 32% in 2013 and comparable to public sentiment about the European

Economic Views Differ Greatly across Europe

	Economy is good %	Children will be better off financially than parents %	Economy will improve in next 12 months %
Germany	75	34	25
UK	52	25	38
Poland	38	34	16
Spain	18	31	42
France	14	14	20
Italy	12	15	23
MEDIAN	28	28	24

Source: Spring 2015 Global Attitudes survey. Q3, Q4 & Q6.

PEW RESEARCH CENTER

Europeans Look Favorably upon the European Union

	Favorable view of EU %	Economic integration has strengthened the economy %
Poland	72	53
Italy	64	11
Spain	63	43
Germany	58	59
France	55	31
UK	51	49
MEDIAN	61	46

Source: Spring 2015 Global Attitudes survey. Q12e & Q22.

PEW RESEARCH CENTER

project in 2009, before the euro crisis really began to hit home. Belief in the benefits of deeper economic ties is greatest in Germany (59%) and the lowest in Italy (11%). Faith in the economic efficacy of integration has grown the most in the UK, where it is up 23 points since 2013.

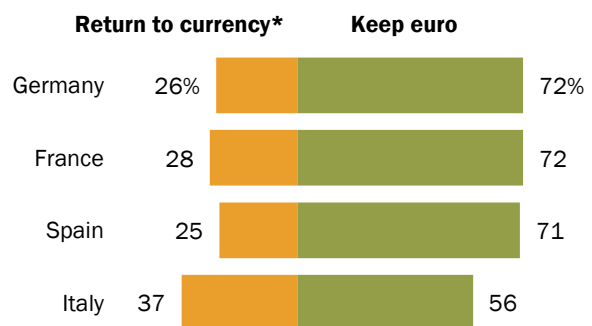
Public belief in the European project is closely linked to views of the economy. Of those surveyed who say the economic situation in their country is good, strong majorities have a favorable view of the EU. This linkage is particularly robust in Spain, Poland and Italy. A positive opinion of the value of European economic integration is also related to the public's economic mood. Most of those in Poland who think the economy is doing well also believe that a deepening European marketplace is good for Poland. Similarly, in Germany, those who are upbeat about their economy give economic integration a thumbs-up.

The euro crisis sparked fears that one casualty of the downturn might be the euro, the single European currency. But about seven-in-ten Germans (72%), French (72%) and Spanish (71%) want to keep the euro, as do more than half of Italians (56%). Pro-euro sentiment is up 11 points in Italy.

Nonetheless, dissatisfaction with the economy and the EU over the past few years has left a fertile field for Euroscepticism. A median of 54% believe that the rise of nontraditional parties has been good for their country. This includes majority endorsement of the Eurosceptic Podemos in Spain, Five Star Movement in Italy and UK Independence Party (UKIP) in the UK.

Majorities Back Euro

Country should ...



* Asked about mark in Germany, franc in France, peseta in Spain and lira in Italy.

Source: Spring 2015 Global Attitudes survey. Q75.

PEW RESEARCH CENTER

Spain: Economic Pessimism, Euroscepticism Fuel Podemos

The May 2015 local elections in Spain saw the left-wing, Eurosceptic Podemos party come in third in most of the regions that voted. The party also gained control in Barcelona.

Economic pessimism and Euroscepticism appear to be behind much of Podemos' electoral appeal. Among supporters of the various major parties, Podemos adherents are the gloomiest about the current economic situation in Spain (95% say it

is bad). They are among the most pessimistic about prospects for the economy (only 34% believe it will improve in the next year) and for the next generation (69% say they will be worse off). Moreover, Podemos backers are the least convinced that the Spanish economy has been strengthened by European economic integration (30%), the least favorable toward the EU (42%) and the least likely to want to keep the euro (57%).

Podemos Backers Particularly Grim

Among those who feel closest to ...

<i>Those who say ...</i>	<i>Among those who feel closest to ...</i>			
	Podemos	Spanish Socialist Workers' Party (PSOE)	Ciudadanos	People's Party (PP)
<i>Those who say ...</i>	%	%	%	%
Economy is bad	95	87	82	55
Children will be worse off financially than their parents	69	58	64	47
Economy will improve in next 12 months	34	39	54	57
Keep the euro	57	73	77	73
Favorable view of EU	42	68	70	76
Economy strengthened by economic integration	30	43	55	55

Source: Spring 2015 Global Attitudes survey. Q3, Q4, Q6, Q12e, Q22 & Q75.

PEW RESEARCH CENTER

France: National Front Supporters Disaffected

The euro crisis and the country's subsequent prolonged economic stagnation have undermined the French public's support for traditional political parties, such as the ruling Socialists and the center-right UMP, or Union for a Popular Movement. The Eurosceptic National Front has been the primary beneficiary of this

disgruntlement. The National Front, founded in 1972, garnered only 0.5% of the vote in the 1973 National Assembly elections. In the first round of the 2012 elections, its candidates for the national legislature won 13.6% of the votes. In 1974 the party's presidential candidate, Jean-Marie Le Pen, got 0.8% of the vote. In 2012, his daughter Marine Le Pen, who ran for president on the National Front ticket, received 17.9% of the votes.

People who voice the view that the National Front is good for France are gloomy about the economy and disgruntled with the EU. Nearly eight-in-ten (78%) National Front supporters think the French economy has been weakened by European economic integration. About six-in-ten (58%) hold an unfavorable view of the EU. Fully 48% believe the French economy will worsen over the next year. And 40% want to return to using the franc as the national currency. In each case, National Front supporters hold more pessimistic and negative views than National Front opponents.

French Who Support National Front Are More Disgruntled about Economy & EU

	Economy weakened by integration	Economy will worsen over next 12 months	Unfavorable view of EU	Return to franc
<i>Rise of National Front is ...</i>	%	%	%	%
Good thing	78	48	58	40
Bad thing	62	37	37	21

Source: Spring 2015 Global Attitudes survey. Q4, Q12e, Q22, Q75 & Q77.

PEW RESEARCH CENTER

UK: In or Out of the EU?

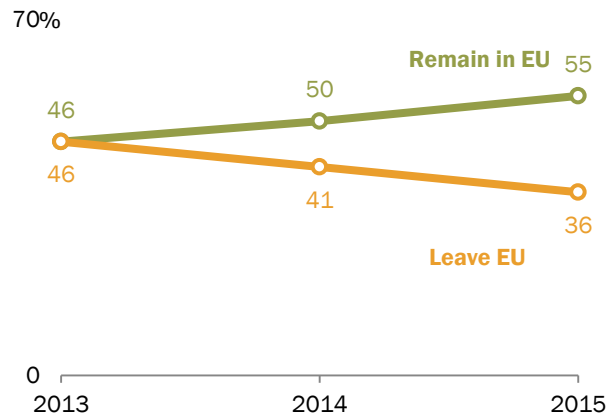
In 2013, British Prime Minister David Cameron promised to hold a national referendum on continued UK membership in the EU if his party retained power. On May 7, 2015, he was voted back into office, giving his Conservative Party an absolute majority in Parliament, something it lacked for the past five years. Now that Cameron has a new mandate, he has said he will fulfill his commitment on an EU referendum.

British enthusiasm for leaving the EU has been declining ever since Cameron made his pledge. In 2013, the British public was divided on the issue, with 46% wanting to stay and 46% expressing a desire to leave. In the 2015 Pew Research Center survey, more than half of Brits (55%) say they want to remain in the EU, while just 36% say they want to go.

A strong majority of young people want to stay in the EU, while roughly half of older British agree. People on the left of the ideological spectrum are much more likely to want to remain than those on the right, as are people with a college degree compared with those who did not graduate from college.

British Increasingly Want to Remain Part of EU

If a vote were held today, would vote to ...



Source: Spring 2015 Global Attitudes survey. Q76.

PEW RESEARCH CENTER

In UK: Young, Well-Educated and the Left Want to Stay in EU

Would vote to ...

	Remain in EU (%)	Leave the EU (%)	Don't know (%)
TOTAL	55	36	9
Male	54	40	6
Female	56	32	12
18-29	69	25	5
30-49	58	34	8
50+	48	43	10
No college degree	43	48	9
College degree	72	20	8
Left	71	21	7
Moderate	55	38	8
Right	51	43	6

Source: Spring 2015 Global Attitudes survey. Q76.

PEW RESEARCH CENTER

German Views Converging with Those of Others in the EU

As has been the case for some time, German sentiment about economic conditions diverges sharply from that in the other major European economies. Three-quarters of the Germans think their economy is doing well. A median of just 18% in the other five nations surveyed voice a positive opinion about their economy. While this 57-percentage point difference is quite significant, the gap between German views on the economy and the attitudes of other Europeans was actually much greater (73 points) in 2014.

Germans Happier with Economy than Other Europeans, EU Views Converge

	EU median*	Germany	Diff
	%	%	
Economy is good	18	75	+57
Economy strengthened by economic integration	43	59	+16
Favorable view of EU	63	58	-5

* Median does not include Germany.

Source: Spring 2015 Global Attitudes survey. Q3, Q12e & Q22.

PEW RESEARCH CENTER

Germans are also much more likely than others to believe that their economy has been strengthened by European integration: 59% of Germans hold that view compared with a median of 43% among the other five EU members. But again, this 16-point difference in 2015 is narrower than the 25-point difference in views found in 2014.

Most notably, German views of the EU have slid a bit, converging with others in Europe. In 2014 favorability of the EU in Germany exceeded the median in other major EU nations by 14 points. Now it trails it by five points.

Attitudes toward Minorities Largely Favorable

In the past year, Europe has seen deadly attacks on Jews and vilification of Muslims. Nevertheless, Jews and Muslims are generally viewed positively by publics in most of the European countries surveyed. Roma, also known as Gypsies, are seen in a less sympathetic light.

A median of 78% of Europeans have a favorable opinion of Jews. This includes majority approval in all six nations surveyed. The strongest support is in France (92%), while the weakest is in Poland (59%).

A median of 61% voice a favorable attitude toward Muslims. This includes at least half in four of the six countries. The most favorable view of Muslims is in France (76%).

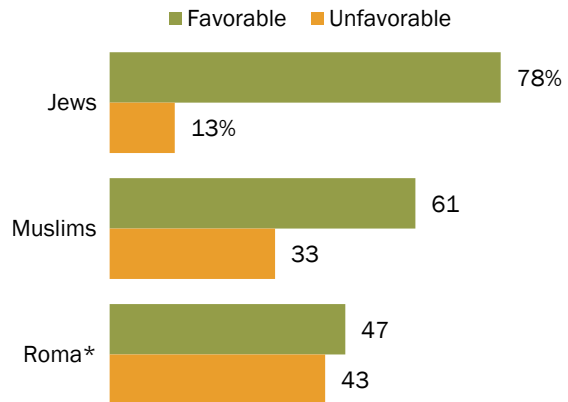
Europeans express decidedly mixed opinions about Roma. A median of 47% sees them positively, 43% negatively. In Spain (58%), the UK (54%) and Germany (52%), they are viewed favorably by half or more of the public.

Medians, however, mask some strong anti-minority sentiments.

Fully 86% of Italians and 60% of French voice very or somewhat unfavorable views of Roma, as do nearly half (48%) of Poles. Roughly six-in-ten Italians (61%) also have an unfavorable attitude toward Muslims, as do 56% of Poles. And 28% of Poles and 21% of Italians have negative views of Jews.

Europeans Have Favorable Opinion of Jews, Mixed on Roma

Median across six EU nations



* In UK, asked as "Gypsies or Roma."

Source: Spring 2015 Global Attitudes survey. Q45a-c.

PEW RESEARCH CENTER

Anti-Minority Sentiment More Aimed at Roma than Muslims or Jews

Unfavorable view of ...

	Roma %	Muslims %	Jews %
Italy	86	61	21
France	60	24	7
Poland	48	56	28
UK	37	19	7
Spain	35	42	17
Germany	34	24	9
MEDIAN	43	33	13

Note: In UK, asked as "Gypsies or Roma."

Source: Spring 2015 Global Attitudes survey. Q45a-c.

PEW RESEARCH CENTER

Chapter 1. A Rising Economy Boosts Public Sentiment

The economies of member states of the European Union are showing some signs of recovery, albeit a weak one, and European publics are beginning to take notice, especially compared with their despairing views in 2013. Negative sentiment about the economy is significantly lower in some nations and positive assessments are beginning to rise in others. Nevertheless, most Europeans have yet to regain the relatively bright outlook they had about the economy in 2007, before the euro crisis. Only the Germans feel significantly better about economic conditions today than they did then, though their views have soured a bit this year.

Expectations of economic improvement over the next year are somewhat higher than in 2013. Pessimism about the immediate future is down sharply in a number of societies. However, majorities of Europeans – in some countries, overwhelming majorities – believe that today’s children will be worse off financially than their parents.

In the EU nations surveyed by Pew Research Center in both 2014 and 2015, economic growth in the first quarter of 2015 compared with the last quarter of 2014 picked up in three of the six: France, Spain and Italy, according to [Eurostat](#). This improvement was modest in France – from no growth in the last quarter of 2014 to 0.7% growth in the first three months of 2015 – and went from a contraction of 0.5% in Italy to no growth. The economic recovery was more pronounced in Spain: from 2.0% expansion in the fourth quarter of 2014 to 2.6% in the first quarter of 2015. Growth slowed in Germany, from 1.5% in the final quarter of 2014 to 1.0% in the first three months of 2015.

The Spanish, albeit still a small minority of them, have begun to notice the change in their economic circumstances. The proportion of the public saying the Spanish economy is either very good or somewhat good has improved from 8% in 2014 to 18% in 2015, hardly an endorsement of the current economic state of affairs but an improvement nonetheless. Those numbers are up from a low of just 4% in 2013. People on the right of the political spectrum are much more likely to see the economy as doing well as people on the left. Nevertheless, economic sentiment in 2015 bears no resemblance to the buoyant mood in 2007,

Economic Mood Recovering, Still Not Back to Pre-Euro Crisis Levels

Current economic situation is very/somewhat good

	2007	2013	2014	2015	07-15 Change	14-15 Change
	%	%	%	%		
Spain	65	4	8	18	-47	+10
UK	69	15	43	52	-17	+9
Poland	36	27	29	38	+2	+9
Italy	25	3	3	12	-13	+9
France	30	9	12	14	-16	+2
Germany	63	75	85	75	+12	-10

Source: Spring 2015 Global Attitudes survey. Q3.

PEW RESEARCH CENTER

when 65% of the Spanish public thought the economy was doing well.

Economic attitudes are also up 9 points in the United Kingdom, Poland and Italy, though individual national assessments of the economies differ greatly.

About half of the British (52%) now see their economy as doing well, up from just 15% in 2013. British who identify as being on the right of the ideological spectrum are much more likely than those on the left to say their economy is good, one likely reason why Prime Minister David Cameron's Conservative government won a majority of seats in the UK's parliamentary elections on May 7, 2015. But this revival of positive sentiment is still far below the 69% of the British who felt good about their economy in 2007.

Fully 38% of Poles see their current economic situation as good. This sentiment is up from 29% in 2014. Nevertheless, a majority (59%) still thinks economic conditions are bad. Young Poles, those ages 18 to 29, are more upbeat about the economy than those ages 50 and older. Notably, Polish views of economic conditions are now roughly what they were in 2007.

Few Italians are upbeat about their economy: Only 12% say it is doing well, slightly better than last year. Nearly nine-in-ten Italians (88%) still think their economy is doing poorly, which should not come as much of a surprise in a country that has experienced prolonged economic contraction. Italians ages 18 to 29 are the most likely to judge their economy as doing poorly among any age group in the European countries in this year's Pew Research survey, likely a reflection of the fact that [four-in-ten young people](#) in Italy do not have a job. And just half as many Italians have a positive view of economic conditions as in 2007.

In France, only 14% say the economy is doing well, little changed from the 12% who held such views in 2014 and the 9% in 2013. This is about half the 30% of the French who judged their economy as doing well in 2007.

The Germans, on the other hand, while still feeling very upbeat about economic conditions, have lost a bit of their enthusiasm. Three-quarters (75%) believe their economy is doing well, down from 85% in 2014. Men more than women think the German economy is in good shape. Nonetheless, Germans are in a much better mood about their economy than they were in 2007.

It is notable that extremely negative public assessments of European nations' economies have subsided sharply in recent years in a number of countries. Those holding the view that their economic situation is "very bad" have fallen 35 percentage points in Spain since 2013, 23 points in the UK, 15 points in Italy and 9 points in France.

There is no ideologically consistent pattern in negative views of the economy across Europe. In France, it is people on the right who are most critical of economic conditions. It is people on the left in the UK, Spain and Italy.

Few Expect Better Economic Future

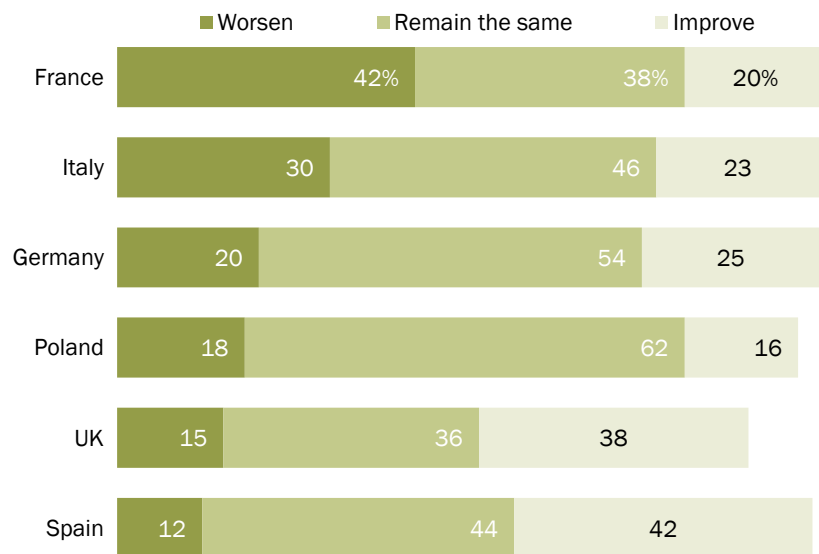
Few Europeans expect their economy to improve over the next year. In fact, many anticipate it will neither improve nor deteriorate. Three-in-five Poles (62%), more than half of Germans (54%), and a plurality of Italians (46%) say they think the economic situation in their country will remain about the same over the next 12 months. These are hardly optimistic sentiments.

The Poles (16%) are the least optimistic about their economic prospects. And 42% of the French and 30% of the Italians actually expect their economies to worsen in the coming year, as do 20% of the Germans.

Only in Spain (42%) and the UK (38%), where sentiment is split between economic optimism and the status quo, are people particularly upbeat about the future, expecting their economies to improve. Here ideology plays a role. Spaniards on the right (50%) are more likely to anticipate economic improvement than their compatriots on the left (30%). To a lesser degree, Britons on the right (43%) are more optimistic than those on the left (34%).

It is striking, however, that pessimism about the economic future has declined sharply in the past two years in a number of nations. The percentage of the public in Spain that believes their economy will be worse 12 months from now has fallen 35 points since 2013 (9 points since 2014). The share in France that is pessimistic about the economy is down 19 points since 2013 (6 points

In the Next 12 Months, Economic Situation Will ...



Source: Spring 2015 Global Attitudes survey. Q4.

PEW RESEARCH CENTER

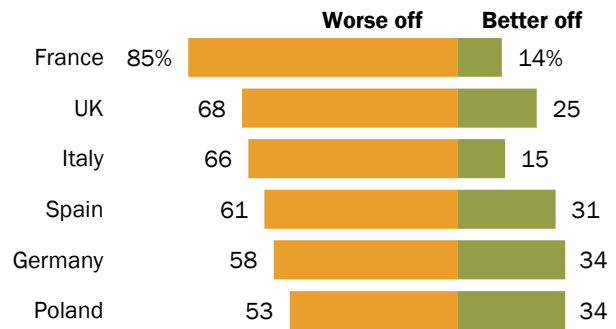
since 2013). And gloom about economic prospects has declined 22 points in the United Kingdom in the past two years.

Whatever their views about current and future economic conditions, Europeans remain uniformly downbeat about prospects for the next generation. More than eight-in-ten French (85%), about two-thirds of British (68%) and Italians (66%), roughly six-in-ten Spanish (61%) and more than half of Germans (57%) and Poles (53%) hold the view that when children in their country today grow up, they will be worse off financially than their parents. Such pessimism is largely unchanged from 2014. This negativity is particularly strong among those ages 50 and older in Spain, Germany, Poland, the UK and France.

Only about a third of Poles and Germans (both 34%) believe that today's children will be better off, as do a quarter (25%) of the British. These minority views represent an 8-point rise in optimism in Poland and the UK and a 6-point increase in Germany since 2013.

Little Optimism about Prospects for the Next Generation

Children will be ___ financially than their parents



Source: Spring 2015 Global Attitudes survey, Q6.

PEW RESEARCH CENTER

Chapter 2. Support for the European Project Rebounding

The euro crisis undermined public faith in both the European Union and the benefits of strengthening the European economy through economic integration, a goal first set by the 1957 Treaty of Rome creating what was then the European Economic Community. Public trust in both the Brussels-based EU and an economically integrated Europe has begun to recover in the past two years. In four of the six nations surveyed, such sentiment now exceeds that in 2013.

For the past three years, the Poles have had the highest regard for the EU, with 72% seeing the institution favorably in 2015, unchanged from 2014. Young Poles, those ages 18 to 29, are overwhelmingly positive about the EU, more so than Poles ages 50 and older.

More than six-in-ten Italians (64%) say they have a favorable view of the EU. This represents an 18-point improvement in such sentiment since 2014. There has been a similar 13-point rise in the favorability of the EU in Spain (50% to 63%).

Views of the EU are relatively unchanged in France (55%) and the United Kingdom (51%). But there are demographic differences within this support. Young French and British respondents to the survey are far more supportive of the EU than older ones. And the left in the UK is significantly more favorable toward the EU than the right.

German support for the EU has trailed off a bit, but about six-in-ten Germans still have a favorable view of the Brussels institution.

Favorable Views of EU Rise in Italy, Spain

Very/somewhat favorable opinion of EU

	2013	2014	2015	13-15 Change	14-15 Change
	%	%	%		
Italy	58	46	64	+6	+18
Spain	46	50	63	+17	+13
France	41	54	55	+14	+1
Poland	68	72	72	+4	0
UK	43	52	51	+8	-1
Germany	60	66	58	-2	-8
<i>MEDIAN</i>	52	53	61		

Source: Spring 2015 Global Attitudes survey. Q12e.

PEW RESEARCH CENTER

Mixed Views on the Value of Economic Integration

Belief that European economic integration is beneficial has never been as pervasive as favorability of the EU. But positive views of the European project continue to edge back up after the damage done to its reputation by the euro crisis.

Just over half of Poles (53%) believe that their overall economy has been strengthened by the economic integration of Europe. While this is unchanged from 2014, it is up 12 points from 2013. A majority of younger Poles believe in the efficacy of closer economic ties with the rest of the EU, but less than half of Poles 50 and older agree.

Roughly half (49%) of the British say that economic integration has strengthened their economy, up 8 points from 2014 and 23 points from 2013. Men are slightly more likely to believe this than women. Young Brits are far more likely than older ones to hold this view, as are people on the left of the ideological spectrum.

French belief in the economic benefits of European integration has risen 9 points since 2013, but still only 31% say it has strengthened the French economy. However, roughly half the French ages 18 to 29 express faith in a more tightly integrated EU economy, nearly twice the support found among those ages 50 and older. And French on the left of the political spectrum are far more likely to voice the view that integration is good for the economy than their counterparts on the right.

About six-in-ten Germans (59%) hold the opinion that economic integration has been good for their country, not a surprising sentiment given the fact that Germany runs [a significant trade surplus](#) with the rest of Europe. Germans' belief in the efficacy of economic integration is largely unchanged from last year, but up 7 percentage points from 2013. German men more than women, and people on the left more than those on the right, express support for European economic integration.

Economic Integration Seen Positively in Poland, Germany

Economic integration of Europe has strengthened our country's economy

	2013	2014	2015	13-15 Change	14-15 Change
	%	%	%		
UK	26	41	49	+23	+8
Spain	37	38	43	+6	+5
France	22	26	31	+9	+5
Italy	11	9	11	0	+2
Poland	41	53	53	+12	0
Germany	54	63	59	+5	-4
MEDIAN	32	40	46		

Source: Spring 2015 Global Attitudes survey, Q22.

PEW RESEARCH CENTER

Notably, there are quite substantial differences in some nations between support for the EU and confidence in closer economic ties within Europe. Fully 63% of the Spanish give Brussels a thumbs-up, but just 43% think economic integration has worked for them. More than six-in-ten Italians (64%) favor the EU, but only one-in-ten (11%) say it has been good for their economy.

And over half (55%) the French have a favorable view of the EU, but less than a third (31%) believe European economic integration has been good for their economy. Even in Poland, where the public expresses faith in both the EU and integration, there is a 19-point difference between support for the EU (72%) and the value of closer economic ties (53%). Such views suggest people have not lost faith in the concept of a united Europe, but they do not believe it has delivered on its promise of a better life.

Young people ages 18 to 29 are the next generation of Europeans, and their views will shape the future of the EU and the European project. In 2013, in the wake of the euro crisis, younger Europeans' confidence in both the European Union and in economic integration had declined sharply from previous years. Their faith in both began to recover in 2014 and in some nations has continued to improve in 2015. Nevertheless, the favorability of the EU among young people still has not returned to the level seen in 2007. And belief in the efficacy of economic integration is lower in four of the six EU nations surveyed compared with 2009.

Young Europeans Have Greater Faith in the European Union than in the European Project

	<i>18- to 29-year-olds favorable of EU</i>					<i>18- to 29-year-olds saying economic integration strengthened economy</i>				
	2007	2013	2014	2015	14-15 Change	Fall 2009	2013	2014	2015	14-15 Change
	%	%	%	%		%	%	%	%	
France	75	47	63	70	+7	52	30	27	48	+21
UK	68	57	74	61	-13	43	30	44	59	+15
Poland	86	75	75	80	+5	66	49	56	62	+6
Italy	78	65	55	65	+10	29	15	14	12	-2
Germany	77	66	73	66	-7	61	59	67	61	-6
Spain	88	46	58	65	+7	59	34	37	30	-7

Source: Spring 2015 Global Attitudes survey. Q12e & Q22.

PEW RESEARCH CENTER

From 2014 to 2015, favorability of the EU among the young improved 10 points in Italy (from 55% to 65%) and 7 points in both France (63% to 70%) and Spain (58% to 65%). But it has dropped 13 points in the UK (74% to 61%), possibly the result of the anti-EU rhetoric prevalent in the UK parliamentary election.

Young Europeans' belief that economic integration has strengthened their economy is also up in the past year in France, where it has risen 21 points to 48%, and in the UK, up 15 points to 59%.

Nevertheless, such faith in the avowed economic aim of the EU is still quite low in Italy (12%) and Spain (30%) the two EU nations in the survey with the highest youth unemployment rates in 2014.

Euro Support Strong

The euro was introduced as the single European currency in 1999 and is now used by 19 of the 28 member states in the European Union.

Since 2010, when the Pew Research Center first began asking about it, support for the euro has been quite robust in almost all the survey countries that use the currency. And euro backing is now stronger than ever in Germany, France and Spain. In 2015, more than seven-in-ten Germans (72%), French (72%) and Spanish (71%) want to keep using the euro and not return to using their previous national currencies: the deutsche mark, the franc and the peseta. Favorable views of the euro have also rebounded in Italy, where in 2014, for the first time, fewer than half of respondents wanted to keep the euro. Now, 56% of Italians want to keep the euro, up 11 points from last year.

In Spain, roughly three-quarters of the backers of the major parties want Spain to continue using the euro. But fewer than six-in-ten supporters of the left-wing Podemos party agree. In Italy, nearly three-quarters of adherents to the ruling Democratic Party want to keep the euro. Only 53% of populist, environmentalist Five Star supporters back staying with the common EU currency.

The British Mood and Their Election

When the British went to the polls May 7, the Conservative Party scored a stunning victory. The public's economic mood on the eve of the election helps, in part, to explain the outcome. And it highlights the challenges the Cameron

Euro Support Edges Up

*Should keep the euro rather than return to national currency**

	2012	2015	Change
	%	%	
Spain	60	71	+11
Germany	66	72	+6
Italy	52	56	+4
France	69	72	+3

* Asked about the mark in Germany, franc in France, peseta in Spain and lira in Italy.

Source: Spring 2015 Global Attitudes survey. Q75.

PEW RESEARCH CENTER

Political Differences in the United Kingdom on the Economy & EU

	Labour	Conservatives	Diff
	%	%	
Current economy is good	41	81	+40
Economy will improve in the next 12 months	36	52	+16
Economic integration has strengthened economy	63	48	-15
UK should remain in EU	74	54	-20
Favorable view of EU	66	43	-23

Source: Spring 2015 Global Attitudes survey. Q3, Q4, Q12e, Q22, Q76.

PEW RESEARCH CENTER

government faces in dealing with Britain's relationship with the European Union.

By 40 percentage points, 81% to 41%, Conservative supporters were more likely than Labour Party adherents to say that the current UK economy was in good shape in the run-up to the election.

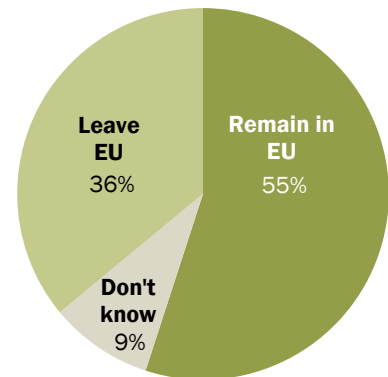
By a 16-point margin, Conservatives were more likely than Labour followers to believe that the UK economy will improve in the next 12 months.

Now that he has been reelected, Cameron has promised a national referendum on continued UK membership in the European Union. His Conservative Party followers have their doubts about the Brussels-based institution. Fewer than half (43%) have a favorable view of the EU. Just 48% think European economic integration has strengthened the British economy.

Yet, a majority (55%) of the British public says it wants the UK to remain in the EU.

Over Half of British Want to Remain in EU

If a referendum were held today, would you vote to ...



Source: Spring 2015 Global Attitudes survey. Q76.

PEW RESEARCH CENTER

Chapter 3. Anti-Minority Sentiment Not Rising

The economic downturn in Europe that followed the euro crisis raised concerns that economic stress would turn Europeans against each other, as many severe economic downturns have done throughout history, sparking xenophobia and anti-Semitism. And Europe has seen a [number](#) of hostile actions against Muslims, Jews, Roma and other minorities in recent years. But the activities of a few are not necessarily reflected in the views of the general public.

The 2015 Pew Research Center survey was conducted after the Charlie Hebdo massacre and the simultaneous attack on a Jewish grocery store, perpetrated by radical Islamists in Paris. But, in the wake of these events, there is no evidence that the atrocity sparked new public antipathy toward Muslims in any of the six European Union nations surveyed. In fact, favorability of Muslims actually improved in some nations. At the same time, French sympathy for Jews increased.

Europeans Mostly Positive on Muslims

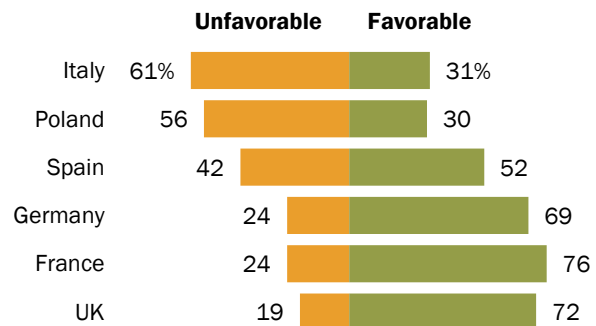
Roughly seven-in-ten or more adults in France (76%), the United Kingdom (72%) and Germany (69%) voice favorable views of Muslims. This sentiment is up 11 percentage points in Germany since last year and 8 points in the UK, but relatively unchanged in France. Just over half (52%) in Spain also hold positive views of Muslims. Younger French, British and Italians, ages 18-29, have significantly more favorable views of Muslims than their elders, ages 50 and older.

Only in Italy and Poland do negative opinions about Muslims outweigh affirmative views, by almost two-to-one: 61% to 31% in Italy and 56% to 30% in Poland.

Anti-Muslim sentiment is disproportionately a right-wing phenomenon in Europe. French who place themselves on the right (37%) of the political spectrum are more likely than people on the left (15%) to bear unfavorable views of Muslims, by 22 percentage points. There is a similar 21-point differential between the attitudes of Germans on the right (36%) and Germans on the left (15%). Seven-in-ten Italians who consider themselves on the right have unfavorable views of

Italians Most Critical of Muslims

Have a __ view of Muslims in their country



Source: Spring 2015 Global Attitudes survey, Q45c.

PEW RESEARCH CENTER

Muslims, as do nearly half (49%) of self-avowed Italians on the left. Notably, more than six-in-ten Poles on the left (63%) see Muslims in an unfavorable light, similar to the 59% on the right.

Jews Seen Favorably

About nine-in-ten French (92%) have a favorable view of Jews, similar to the 89% in 2014, and up from 72% in 1991. Notably, the intensity of that support has more than doubled, from 14% saying they were *very* favorably disposed toward Jews in 1991 to 39% in 2015.

More than eight-in-ten British (86%) also voice a positive attitude toward Jews, largely unchanged in recent years. Fully 80% of Germans hold a favorable opinion of Jews, little different from views in 2014, but a marked increase from 53% who saw Jews in a positive light in 1991. Three-quarters of people in Spain see Jews favorably, as do about seven-in-ten Italians (71%) and six-in-ten Poles (59%). The Polish and Spanish points of view have not changed much in the last year.

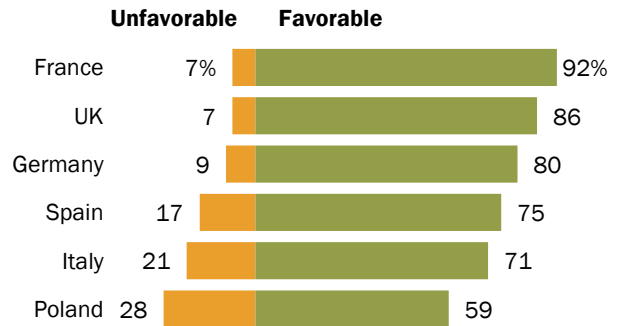
The strongest anti-Semitic sentiment is in Poland, where 28% say they have an unfavorable opinion of Jews.

Roma Generate Greatest Anti-Minority Sentiment

The most widespread anti-minority sentiment found in the survey was expressed against the Roma, also sometimes called Gypsies. Anti-Roma views are particularly prevalent among Italians (86% unfavorable) and the French (60%). Meanwhile, more than half in Spain (58%), the UK (54%) and Germany (52%) voice a favorable opinion of Roma. The lowest

Jews Widely Viewed Favorably

Have a ___ view of Jews in their country

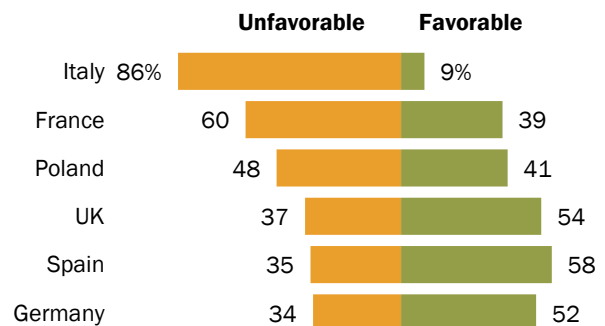


Source: Spring 2015 Global Attitudes survey. Q45a.

PEW RESEARCH CENTER

Italians Overwhelmingly View Roma Unfavorably

Have a ___ view of Roma in their country



Note: In UK, asked as "Gypsies or Roma."

Source: Spring 2015 Global Attitudes survey. Q45b.

PEW RESEARCH CENTER

favorable ratings were in Italy (9%), France (39%) and Poland (41%).

Despite this relatively low regard for Roma compared with perceptions of other minorities, views of Roma have actually improved in the last year. The median over the six nations has grown from 38% favorable in 2014 to 47% this year, with the greatest improvement in the UK, where positive views rose by 16 percentage points.

Women have a more positive view of Roma than men do in both the UK (58% among women vs. 49% among men) and Spain (64% vs. 54%, respectively). A majority of people on the left in France (56%) are favorably disposed toward Roma, while three-quarters of French on the right hold an unfavorable opinion. Similarly, while 65% of those on the left in Britain have a positive view, nearly half (49%) on the right make a negative assessment.

Chapter 4. The Rise of Nontraditional, Eurosceptic Parties

If the euro crisis has had a paradoxical impact on European views of minorities – high profile anti-immigrant, anti-Semitic incidents but also some sympathy for the targeted groups – the political consequence of the severe economic downturn has been clear: rising public support for nontraditional political parties, fueled mostly by anti-EU, anti-austerity populist sentiments.

The depth, magnitude and length of the economic downturn in Europe led to a [precipitous drop in public faith](#) in the European project, loss of trust in [European institutions](#), voters turning out numerous national governments, and the emergence of populist parties on both the left and the right that attacked the European Union. New parties in Spain and Italy opposed the EU's imposition of fiscal austerity. In France and the United Kingdom, fear of Brussels' centralizing tendencies fueled the rise of already established right-wing political parties. In Germany, critics of the EU objected to the bailouts of other financially troubled members.

The electoral significance of these nontraditional, Eurosceptic parties has only begun to be tested. The United Kingdom Independence Party, UKIP, which advocates their nation's departure from the EU, captured nearly [13% of the vote](#) in the May 2015 British parliamentary elections, making UKIP the third most popular party in the country. Yet UKIP won only one seat at Westminster.

In the [first round](#) of local elections in France in March 2015, the Eurosceptic, right-wing National Front garnered 25% of the vote, coming in second behind the center-right UMP party and just ahead of the ruling Socialists. But, by the [second round](#), it gained less than 2% of local council seats. The National Front [favors](#) leaving the Eurozone and is critical of immigrants.

Podemos is a left-wing Spanish party that has called for a renegotiation of EU-demanded fiscal austerity measures and a curbing of EU powers. Founded in 2014, its candidates received 8% of the vote in that year's European [parliamentary elections](#). In the May 2015 local elections, Podemos came in third place nationally and gained control of Barcelona in a [power-sharing deal with another party](#).

Alternative for Germany (AfD) is a conservative, Eurosceptic party founded in 2013. It won 7% of the vote in the 2014 German elections [for the European Parliament](#), capturing seven seats. It also gained seats in five German state parliaments in 2014 and 2015. The party is opposed to the euro, but not explicitly anti-EU or anti-immigration.

The populist, environmentalist Eurosceptic Five Star Movement in Italy [favors](#) a national referendum on abandoning the euro and returning to the lira. In the 2014 [European parliamentary](#)

[elections](#), it gained 21% of the vote and 17 members, making it the second-largest Italian party in the European Parliament.

The conservative, economically libertarian Congress of the New Right in Poland received 7% of the vote in the [2014 election](#) for the European Parliament, winning four seats, one of which has [joined the Eurosceptic group](#) in that legislative body.

The rise of these populist, generally Eurosceptic political groupings on both the left and the right is largely a post-euro crisis phenomenon. Their long-term impact on the future of European politics will depend on their ability to broaden their electoral appeal. One measure of that potential is the public's sense of whether or not the rise of these nontraditional parties has been a good thing for their country.

Half or more of the public in four of the six EU nations surveyed voice the view that the emergence of these populist parties has indeed been a good thing. The French think it has been a bad development, and the Poles are divided.

Seven-in-ten Spanish believe that the rise of Podemos has been beneficial. Men are more likely than women to say this. Not surprisingly, Spaniards on the left of the political spectrum are much more likely than people on the right to be of the opinion that avowedly left-wing Podemos is beneficial to Spain.

Roughly two-thirds of the British (66%) voice the view that UKIP is good for the United Kingdom. Men are more supportive of the party than women. People ages 50 and older more than those ages 18 to 29 favor UKIP, and, as might be expected, people on the right share this view more than those on the left.

A majority of Italians (58%) believe that Five Star is good for Italy. This is particularly the case for young and middle-aged Italians and those on the left.

Except in France and Poland, Nontraditional Parties Viewed Positively

Do you think that the rise of nontraditional political parties such as (country specific party) is a good thing because these parties raise important issues that are ignored by the traditional parties OR a bad thing because these parties are too extreme?

	Good thing	Bad thing	Don't know
	%	%	%
Spain (Podemos)	70	25	5
UK (UKIP)	66	24	10
Italy (Five Star Movement)	58	28	14
Germany (Alternative for Germany)	50	41	9
Poland (Congress of the New Right)	36	39	25
France (National Front)	36	63	1

Source: Spring 2015 Global Attitudes survey, Q77.

PEW RESEARCH CENTER

The rise of AfD is viewed as a positive development in Germany by half of the public. This is the view of men far more than women and Germans who identify themselves on the right rather than the left.

The Poles are split over the emergence of the Congress of the New Right party. Roughly a third of them (36%) think it has been good for Poland, 39% believe it has been bad and 25% voice no opinion. Men more than women say the rise of New Right is a good thing. Around half of young Poles (52%) but only roughly a quarter of older Poles (27%) say the rise of this nontraditional party is positive.

Men Generally More Likely than Women to View Eurosceptic Parties as Good for Their Country

Nontraditional parties are a good thing because they raise important issues that are ignored by traditional parties

	Spain	UK	Italy	Germany	Poland	France
	Podemos	UKIP	Five Star Movement	AfD	New Right	National Front
	%	%	%	%	%	%
TOTAL	70	66	58	50	36	36
Men	74	71	59	59	43	43
Women	66	62	58	42	31	31
18-29	71	52	65	51	52	38
30-49	73	68	65	57	40	40
50+	68	72	51	46	27	33
Left	82	56	73	45	50	20
Moderate	75	71	63	51	37	33
Right	56	74	53	56	43	49

Source: Spring 2015 Global Attitudes survey. Q77.

PEW RESEARCH CENTER

The National Front's surge in recent French elections has not been well-received by the general public, despite its electoral success. Fully 63% of the French hold the opinion that the National Front's success has been bad for France, while just 36% believe it has been good. Women more than men say the party's rise has not been good for France, as do, overwhelmingly, people on the left. But even people on the right end of the political spectrum are split about the National Front's benefit to France.

Methodology

About the 2015 Spring Pew Global Attitudes Survey

Results for the survey are based on telephone and face-to-face interviews conducted under the direction of Princeton Survey Research Associates International. The results are based on national samples, unless otherwise noted. More details about our international survey methodology and country-specific sample designs are available on our [website](#).

For more detailed information on survey methods for this report, see here:

www.pewglobal.org/international-survey-methodology/

For more general information on international survey research, see here:

<http://www.pewresearch.org/methodology/international-survey-research/>

Topline Results

**Pew Research Center
Spring 2015 survey
June 2, 2015 Release**

Methodological notes:

- Survey results are based on national samples. For further details on sample designs, see Methodology section and our [international survey methodology](#).
- Due to rounding, percentages may not total 100%. The topline “total” columns show 100%, because they are based on unrounded numbers.
- Since 2007, the Pew Research Center has used an automated process to generate topline for its Global Attitudes surveys. As a result, numbers may differ slightly from those published prior to 2007.
- Not all questions included in the Spring 2015 survey are presented in this topline. Omitted questions will be released in future reports.

		Q3. Now thinking about our economic situation, how would you describe the current economic situation in (survey country) — is it very good, somewhat good, somewhat bad or very bad?					
		Very good	Somewhat good	Somewhat bad	Very bad	DK/Refused	Total
France	Spring, 2015	1	13	56	29	1	100
	Spring, 2014	1	11	54	34	0	100
	Spring, 2013	0	9	53	38	0	100
	Spring, 2012	1	18	52	29	0	100
	Spring, 2011	0	17	52	31	0	100
	Spring, 2010	1	12	56	31	0	100
	Fall, 2009	1	15	60	24	0	100
	Spring, 2009	0	14	58	27	0	100
	Spring, 2008	0	19	61	20	0	100
	Spring, 2007	1	29	53	17	0	100
	Summer, 2002	1	44	47	6	2	100
Germany	Spring, 2015	15	60	20	3	2	100
	Spring, 2014	14	71	13	2	1	100
	Spring, 2013	10	65	22	3	1	100
	Spring, 2012	12	61	22	5	0	100
	Spring, 2011	9	58	27	5	1	100
	Spring, 2010	2	42	47	8	1	100
	Fall, 2009	1	27	58	12	1	100
	Spring, 2009	1	27	54	16	2	100
	Spring, 2008	4	49	39	7	1	100
	Spring, 2007	8	55	25	11	1	100
	Summer, 2002	1	26	55	16	1	100
Italy	Spring, 2015	1	11	45	43	0	100
	Spring, 2014	0	3	38	58	0	100
	Spring, 2013	0	3	38	58	0	100
	Spring, 2012	1	5	37	56	1	100
	Fall, 2009	3	19	48	28	2	100
	Spring, 2007	1	24	56	14	5	100
	Summer, 2002	0	36	51	11	2	100
Poland	Spring, 2015	1	37	46	13	3	100
	Spring, 2014	1	28	52	16	3	100
	Spring, 2013	2	25	51	19	2	100
	Spring, 2012	3	26	46	23	3	100
	Spring, 2011	1	25	49	22	3	100
	Spring, 2010	5	48	36	8	3	100
	Fall, 2009	2	36	47	12	3	100
	Spring, 2009	2	27	50	15	6	100
	Spring, 2008	3	49	36	6	6	100
	Spring, 2007	0	36	48	13	3	100
	Summer, 2002	0	7	40	51	2	100
Spain	Spring, 2015	2	16	37	44	1	100
	Spring, 2014	1	7	30	63	0	100
	Spring, 2013	1	3	17	79	1	100
	Spring, 2012	1	5	22	72	0	100
	Spring, 2011	1	9	27	62	0	100
	Spring, 2010	1	12	40	48	0	100
	Fall, 2009	1	11	43	45	1	100
	Spring, 2009	1	12	38	47	2	100
	Spring, 2008	1	34	43	19	3	100
Spring, 2007	9	56	29	5	1	100	

		Q3. Now thinking about our economic situation, how would you describe the current economic situation in (survey country) — is it very good, somewhat good, somewhat bad or very bad?					
		Very good	Somewhat good	Somewhat bad	Very bad	DK/Refused	Total
United Kingdom	Spring, 2015	5	47	29	16	3	100
	Spring, 2014	2	41	37	18	2	100
	Spring, 2013	2	13	44	39	2	100
	Spring, 2012	1	14	47	37	1	100
	Spring, 2011	1	14	45	40	1	100
	Spring, 2010	2	18	40	39	1	100
	Fall, 2009	2	14	45	38	2	100
	Spring, 2009	1	10	38	49	2	100
	Spring, 2008	2	28	47	20	2	100
	Spring, 2007	13	56	20	8	3	100
Summer, 2002	8	57	24	8	4	100	

		Q4. And over the next 12 months do you expect the economic situation in our country to improve a lot, improve a little, remain the same, worsen a little or worsen a lot?						
		Improve a lot	Improve a little	Remain the same	Worsen a little	Worsen a lot	DK/Refused	Total
France	Spring, 2015	1	19	38	25	17	0	100
	Spring, 2014	2	15	35	29	19	0	100
	Spring, 2013	1	10	28	33	28	0	100
	Spring, 2012	2	20	37	26	14	0	100
	Spring, 2011	1	16	32	30	22	0	100
	Spring, 2010	1	21	34	27	16	0	100
	Spring, 2009	2	25	29	28	15	0	100
	Spring, 2008	1	18	34	33	13	0	100
	Summer, 2002	3	29	36	23	6	2	100
Germany	Spring, 2015	2	23	54	17	3	1	100
	Spring, 2014	1	25	52	18	2	1	100
	Spring, 2013	3	24	49	19	4	0	100
	Spring, 2012	2	27	43	23	4	1	100
	Spring, 2011	3	35	42	17	3	0	100
	Spring, 2010	3	45	31	15	5	0	100
	Spring, 2009	3	42	25	19	8	1	100
	Spring, 2008	3	29	39	23	6	1	100
Summer, 2002	3	37	39	17	4	1	100	
Italy	Spring, 2015	1	22	46	18	12	1	100
	Spring, 2014	2	23	37	20	16	2	100
	Spring, 2013	1	18	31	29	19	2	100
	Spring, 2012	1	21	29	24	23	2	100
	Summer, 2002	1	29	43	20	4	3	100
Poland	Spring, 2015	1	15	62	14	4	4	100
	Spring, 2014	1	17	53	18	5	5	100
	Spring, 2013	1	13	51	22	8	4	100
	Spring, 2012	2	16	45	24	9	4	100
	Spring, 2011	1	14	45	20	12	8	100
	Spring, 2010	3	32	49	10	2	5	100
	Spring, 2009	1	19	47	22	5	6	100
	Spring, 2008	4	33	44	10	2	7	100
	Summer, 2002	0	12	51	19	11	7	100
Spain	Spring, 2015	2	40	44	9	3	2	100
	Spring, 2014	2	32	44	15	6	1	100
	Spring, 2013	2	21	29	29	18	1	100
	Spring, 2012	2	23	27	28	19	1	100
	Spring, 2011	3	27	34	21	14	1	100
	Spring, 2010	3	40	30	19	7	1	100
	Spring, 2009	2	36	28	21	9	3	100
	Spring, 2008	1	17	33	36	7	5	100
United Kingdom	Spring, 2015	4	34	36	10	5	10	100
	Spring, 2014	6	39	36	10	7	2	100
	Spring, 2013	2	20	40	23	14	1	100
	Spring, 2012	3	29	35	21	11	1	100
	Spring, 2011	3	28	26	25	18	1	100
	Spring, 2010	6	41	27	13	7	5	100
	Spring, 2009	6	38	30	15	8	3	100
	Spring, 2008	2	12	28	37	18	2	100
Summer, 2002	5	22	39	24	7	3	100	

		Q6. When children today in (survey country) grow up, do you think they will be better off or worse off financially than their parents?				
		Better off	Worse off	Same (VOL)	DK/Refused	Total
France	Spring, 2015	14	85	1	0	100
	Spring, 2014	13	86	1	0	100
	Spring, 2013	9	90	1	0	100
Germany	Spring, 2015	34	58	3	4	100
	Spring, 2014	38	56	2	4	100
	Spring, 2013	28	64	3	5	100
Italy	Spring, 2015	15	66	13	5	100
	Spring, 2014	15	67	10	7	100
	Spring, 2013	14	73	6	7	100
Poland	Spring, 2015	34	53	7	7	100
	Spring, 2014	28	58	6	8	100
	Spring, 2013	26	61	5	8	100
Spain	Spring, 2015	31	61	4	4	100
	Spring, 2014	30	62	5	3	100
	Spring, 2013	28	65	3	4	100
United Kingdom	Spring, 2015	25	68	3	4	100
	Spring, 2014	23	72	2	3	100
	Spring, 2013	17	74	2	7	100

		Q12e. Please tell me if you have a very favorable, somewhat favorable, somewhat unfavorable or very unfavorable opinion of ____? e. European Union					
		Very favorable	Somewhat favorable	Somewhat unfavorable	Very unfavorable	DK/Refused	Total
France	Spring, 2015	8	47	32	13	0	100
	Spring, 2014	6	48	28	18	0	100
	Spring, 2013	5	36	38	20	0	100
	Spring, 2012	10	50	28	12	0	100
	Spring, 2011	14	49	26	11	0	100
	Spring, 2010	13	51	28	9	0	100
	Spring, 2009	12	50	28	9	0	100
	Spring, 2007	9	53	27	11	0	100
	Spring, 2004	12	57	22	9	1	100
Germany	Spring, 2015	7	51	34	6	2	100
	Spring, 2014	7	59	27	4	2	100
	Spring, 2013	7	53	29	6	4	100
	Spring, 2012	12	56	27	4	1	100
	Spring, 2011	8	58	27	5	1	100
	Spring, 2010	11	51	28	7	3	100
	Spring, 2009	8	57	26	6	3	100
	Spring, 2007	12	56	24	6	2	100
	Spring, 2004	13	45	33	6	3	100
Italy	Spring, 2015	10	54	24	8	3	100
	Spring, 2014	5	41	34	16	4	100
	Spring, 2013	10	48	26	10	6	100
	Spring, 2012	10	49	25	10	6	100
	Spring, 2007	18	60	10	3	8	100
Poland	Spring, 2015	9	63	19	3	6	100
	Spring, 2014	13	59	18	4	7	100
	Spring, 2013	8	60	24	4	5	100
	Spring, 2012	10	59	20	5	6	100
	Spring, 2011	14	60	16	3	7	100
	Spring, 2010	21	60	12	2	5	100
	Spring, 2009	15	62	12	3	7	100
Spring, 2007	23	60	10	1	7	100	

		Q12e. Please tell me if you have a very favorable, somewhat favorable, somewhat unfavorable or very unfavorable opinion of ____? e. European Union					
		Very favorable	Somewhat favorable	Somewhat unfavorable	Very unfavorable	DK/Refused	Total
Spain	Spring, 2015	15	48	22	12	4	100
	Spring, 2014	8	42	34	14	3	100
	Spring, 2013	14	32	35	17	2	100
	Spring, 2012	18	42	24	14	2	100
	Spring, 2011	23	49	17	7	3	100
	Spring, 2010	15	62	15	3	4	100
	Spring, 2009	15	62	14	2	6	100
	Spring, 2007	16	64	12	3	5	100
United Kingdom	Spring, 2015	13	38	24	17	8	100
	Spring, 2014	12	40	22	19	7	100
	Spring, 2013	7	36	26	22	9	100
	Spring, 2012	9	36	26	20	8	100
	Spring, 2011	13	38	22	19	8	100
	Spring, 2010	9	40	21	21	10	100
	Spring, 2009	8	42	21	18	10	100
	Spring, 2007	10	42	21	16	10	100
	Spring, 2004	13	41	21	15	9	100

		Q22. In the long run, do you think that (survey country's) overall economy has been strengthened or weakened by the economic integration of Europe?				
		Strengthened	Weakened	Neither (VOL)	DK/Refused	Total
France	Spring, 2015	31	68	0	0	100
	Spring, 2014	26	73	0	0	100
	Spring, 2013	22	77	0	0	100
	Spring, 2012	36	63	1	0	100
	Spring, 2010	37	63	0	0	100
	Fall, 2009	43	55	1	0	100
	Spring, 1991	31	44	11	13	100
	Germany	Spring, 2015	59	37	1	3
Spring, 2014		63	34	1	2	100
Spring, 2013		54	43	1	2	100
Spring, 2012		59	39	1	2	100
Spring, 2010		48	48	1	2	100
Fall, 2009		50	43	2	4	100
Italy	Spring, 2015	11	69	18	2	100
	Spring, 2014	9	74	15	2	100
	Spring, 2013	11	75	10	5	100
	Spring, 2012	22	61	13	4	100
	Fall, 2009	31	41	21	6	100
	Spring, 1991	43	32	15	10	100
Poland	Spring, 2015	53	29	14	4	100
	Spring, 2014	53	26	16	5	100
	Spring, 2013	41	38	15	6	100
	Spring, 2012	48	29	15	8	100
	Spring, 2010	68	16	9	6	100
	Fall, 2009	53	28	15	4	100
Spain	Spring, 2015	43	53	3	2	100
	Spring, 2014	38	56	4	2	100
	Spring, 2013	37	60	0	3	100
	Spring, 2012	46	50	1	2	100
	Spring, 2010	51	41	3	5	100
	Fall, 2009	53	32	6	9	100
	Spring, 1991	53	18	7	22	100

		Q22. In the long run, do you think that (survey country's) overall economy has been strengthened or weakened by the economic integration of Europe?				
		Strengthened	Weakened	Neither (VOL)	DK/Refused	Total
United Kingdom	Spring, 2015	49	40	3	8	100
	Spring, 2014	41	49	2	8	100
	Spring, 2013	26	66	2	6	100
	Spring, 2012	30	61	3	6	100
	Spring, 2010	32	57	4	6	100
	Fall, 2009	29	54	5	12	100
	Spring, 1991	44	38	3	14	100

In 1991, the question asked 'In the long run, do you think that (survey country's) overall economy will be strengthened or weakened by the economic integration of Western Europe?'

		Q45a. I'd like you to rate some different groups of people in (survey country) according to how you feel about them. Please tell me whether your opinion is very favorable, mostly favorable, mostly unfavorable or very unfavorable. a. Jews					
		Very favorable	Mostly favorable	Mostly unfavorable	Very unfavorable	DK/Refused	Total
France	Spring, 2015	39	53	5	2	1	100
	Spring, 2014	25	64	6	4	1	100
	Fall, 2009	21	66	7	3	3	100
	Spring, 1991	14	58	11	3	14	100
Germany	Spring, 2015	28	52	6	3	11	100
	Spring, 2014	25	57	4	1	13	100
	Fall, 2009	20	58	7	2	14	100
	Spring, 1991	6	47	18	6	24	100
Italy	Spring, 2015	22	49	15	6	8	100
	Spring, 2014	16	49	14	10	11	100
	Fall, 2009	6	46	21	8	19	100
Poland	Spring, 2015	10	49	23	5	13	100
	Spring, 2014	9	50	21	5	15	100
	Fall, 2009	6	41	23	6	23	100
	Spring, 1991	2	38	26	8	26	100
Spain	Spring, 2015	18	57	13	4	8	100
	Spring, 2014	14	58	13	5	10	100
United Kingdom	Spring, 2015	36	50	5	2	7	100
	Spring, 2014	29	54	5	2	10	100
	Fall, 2009	24	57	4	2	13	100

		Q45b. I'd like you to rate some different groups of people in (survey country) according to how you feel about them. Please tell me whether your opinion is very favorable, mostly favorable, mostly unfavorable or very unfavorable. b. Roma					
		Very favorable	Mostly favorable	Mostly unfavorable	Very unfavorable	DK/Refused	Total
France	Spring, 2015	8	31	42	18	1	100
	Spring, 2014	4	29	42	24	2	100
Germany	Spring, 2015	9	43	29	5	14	100
	Spring, 2014	7	37	36	6	14	100
	Fall, 2009	6	40	27	4	23	100
	Spring, 1991	2	17	36	24	21	100
Italy	Spring, 2015	1	8	30	56	4	100
	Spring, 2014	1	9	32	53	5	100
	Fall, 2009	0	9	28	56	7	100
Poland	Spring, 2015	5	36	34	14	11	100
	Spring, 2014	4	33	38	11	14	100
Spain	Spring, 2015	12	46	22	13	6	100
	Spring, 2014	10	46	30	11	4	100
	Fall, 2009	2	42	36	9	11	100
	Spring, 1991	8	29	29	21	14	100
United Kingdom	Spring, 2015	14	40	25	12	10	100
	Spring, 2014	9	29	32	18	12	100

In United Kingdom, asked as 'Gypsies or Roma.'

		Q45c. I'd like you to rate some different groups of people in (survey country) according to how you feel about them. Please tell me whether your opinion is very favorable, mostly favorable, mostly unfavorable or very unfavorable. c. Muslims					
		Very favorable	Mostly favorable	Mostly unfavorable	Very unfavorable	DK/Refused	Total
France	Spring, 2015	25	51	17	7	1	100
	Spring, 2014	14	58	18	9	1	100
Germany	Spring, 2015	15	54	20	4	7	100
	Spring, 2014	11	47	28	5	10	100
Italy	Spring, 2015	3	28	32	29	7	100
	Spring, 2014	2	26	34	29	8	100
	Fall, 2009	2	19	37	32	10	100
Poland	Spring, 2015	3	27	37	19	14	100
	Spring, 2014	5	27	35	15	18	100
Spain	Spring, 2015	12	40	26	16	7	100
	Spring, 2014	9	40	29	17	6	100
	Fall, 2009	2	38	37	9	13	100
United Kingdom	Spring, 2015	22	50	11	8	9	100
	Spring, 2014	17	47	16	10	9	100
	Fall, 2009	15	46	17	10	12	100

		Q75. Do you think we should keep the euro as our currency or return to the (franc/mark/lira/peseta)?			
		Keep the euro	Return to the franc/mark/lira/peseta	DK/Refused	Total
France	Spring, 2015	72	28	0	100
	Spring, 2014	64	36	0	100
	Spring, 2013	63	37	1	100
	Spring, 2012	69	31	0	100
	Spring, 2010	66	34	0	100
Germany	Spring, 2015	72	26	2	100
	Spring, 2014	72	27	1	100
	Spring, 2013	66	32	2	100
	Spring, 2012	66	32	2	100
	Spring, 2010	66	32	1	100
Italy	Spring, 2015	56	37	7	100
	Spring, 2014	45	44	11	100
	Spring, 2013	64	27	9	100
	Spring, 2012	52	40	7	100
Spain	Spring, 2015	71	25	4	100
	Spring, 2014	68	29	3	100
	Spring, 2013	67	29	3	100
	Spring, 2012	60	36	4	100
	Spring, 2010	69	30	2	100

		Q76. If a vote were held today on Britain's membership in the European Union, would you vote for Britain to remain in the European Union or for Britain to leave the European Union?			
		Remain in the European Union	Leave the European Union	DK/Refused	Total
United Kingdom	Spring, 2015	55	36	9	100
	Spring, 2014	50	41	9	100
	Spring, 2013	46	46	8	100

		Q77. Do you think that the rise of nontraditional political parties in (survey country), such as [COUNTRY-SPECIFIC EXAMPLE], is a good thing because these parties raise important issues that are ignored by the traditional parties or a bad thing because these parties are too extreme?			
		Good thing	Bad thing	DK/Refused	Total
France	Spring, 2015	36	63	1	100
Germany	Spring, 2015	50	41	9	100
Italy	Spring, 2015	58	28	14	100
Poland	Spring, 2015	36	39	25	100
Spain	Spring, 2015	70	25	5	100
United Kingdom	Spring, 2015	66	24	10	100

Asked about UK Independence Party in UK, National Front in France, Alternative for Germany in Germany, Five Star Movement in Italy, Podemos in Spain and Congress of the New Right in Poland.